

Welcome Message Videos


Faculty LMS minimum standards require that each Unit includes a videoed "Welcome Message" from the Unit Chair or Team, each trimester, included on the Unit homepage.

But!

You do not like the way you look on screen. You are unsure of how to record a video. You do not know or understand how to edit out mistakes.

Your office layout is not the best for videoing. You're not sure what to include in your "welcome Message" video.

Example Welcome Video



MAF708 Welcome Video



Examples from other Faculties

Where to begin?



Visit the TeachAssist website, dedicated to the production of "Welcome Message" videos

TeachAssist

A series of short videos to help with various aspects of developing a video

Videos

Remember the CloudMobile is available to help you as well

CloudMobile

Options for creating your Welcome Message Video



Still got questions or you're apprehensive about what is required, contact the Faculty of Business and Law Learning Innovations team for at-the-elbow support:

Drop-by: LB5.225

Email: bl-learning_innovations@deakin.edu.au

Phone: 522 73303

to discuss your requirements and practice your newly learnt skills.


General Support for developing and recording Video content



Click to make a time to have a Video Producer help write and shape your script so that it is direct, written for the spoken word and conversational in tone.




Click to make a time to have a Video producer help with your presentation to camera skills.




Don't Um and Ah



Presenting to camera



Know what you are saying



Talking with your hands



Eyeballing the lens



Reading from dot points



Reading from a teleprompter

How to look good on a Webcam.....

