Assignment Dropbox – Turnitin Settings

Step 1 – Setup Dropbox

Select Assessments > Dropbox from navigation menu

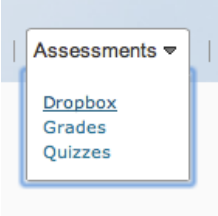

Select New Folder

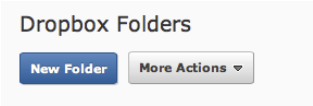

Fill in the folder properties i.e. Name, type, grade item etc. Detailed instructions for setting up the Dropbox can be found on the DLF CloudDeakin guides.

Please note: It is important to know what the options are and how they affect students within the "Submission Options".

- **Files allowed per submission**
  This option restricts the number of files allowed per submission upload..
- **Submissions**
  This option controls how subsequent file submission uploads are handled.
  - "Keep all submissions" keeps all versions of the files uploaded to the Dropbox.
  - "Overwrite submissions" enables the student to overwrite a previous version uploaded to the Dropbox. However students need to know if they uploaded 3 files the 1st time and then upload only 1 the 2nd time the 2nd upload overwrites all files.
  - Only "one submission allowed" means students will only be allowed one submission for that dropbox, whether it is multiple or just 1 file being uploaded.

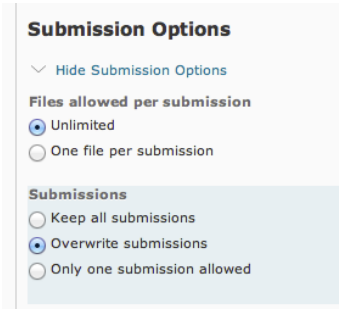

Step 2 – Setup Turnitin

Turnitin Plagiarism detection, within CloudDeakin, is turned on via the **Properties** tab in the assignment, check the box next to **Plagiarism Detection: Enable for this folder** as shown below:

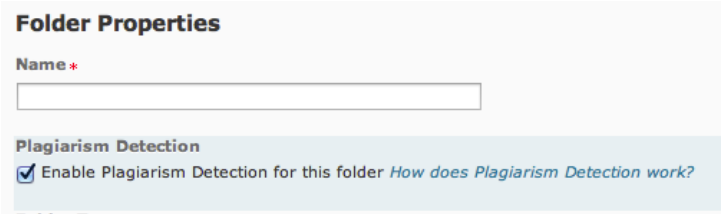

Notes:

- Once Plagiarism Detection is enabled for a Dropbox Folder it cannot be disabled.
- When a course is copied, the Plagiarism Detection is turned off on all Dropbox Folders (i.e., this feature must be re-enabled for each Dropbox Folder each Trimester).

Once the **Plagiarism Detection** box has been checked a new section will appear called **Show Advanced Plagiarism Detection Options** (at the bottom of the screen). Click on this to see the advanced options and choose what best suits your assignment:

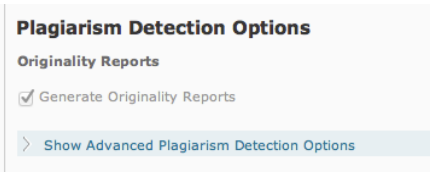

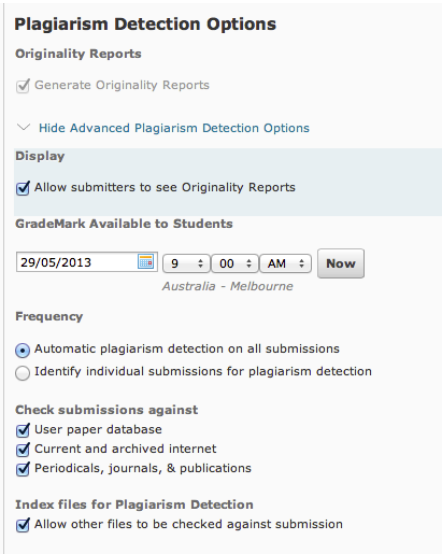

- **Allow submitters to see Originality Reports**: Choose this option if you allow students to see how much of their submission content is original. This option is excellent to show students if they referencing correctly.
- Frequency:
    - **Automatic plagiarism detection on all submissions,** checks all

submissions in the Dropbox.
    - **Identify individual submissions for plagiarism detection**: Only certain user submissions will be checked and you need to manually submit files for plagiarism detection with this option.
- Check submissions against:
    - **User paper database:** Checks for plagiarism using previous submissions by professors using Turnitin
    - **Current and archived internet**: Scans the internet for possibly plagiarized or unoriginal content.
    - **Periodicals, journals, & publications**: Scans submission for content similar to content in periodicals, journals, and publications.
    - Index files for Plagiarism Detection:
- **Allow other files to be checked against submission**: Allow paper to be used in the user paper database. This enables you to check a student's work against other students in the unit.
- **Other Options** – Edit Other Options in a new Window. This option opens the settings for Turnitin in another window.
    - **Due Date** – If your Dropbox has a due date and end date make sure you change the due date in Turnitin to reflect the end date in the dropbox. This means all files uploaded to the dropbox will continue to be checked in Turnitin after the due date.
    - **Optional Settings +** - Click the + icon to view all the optional settings. This is where you can control what is included/excluded in the similarity index.
    - **Select Submit** – When you have filled in the settings.

Step 3 - Viewing Originality Reports

While a submission is being checked for plagiarism, the phrase **In-progress** will appear in the **Report** column within the **Folder Submissions** page of the dropbox assignment.

Once a submission has been evaluated, a percentage and color will appear in the **Report** column that corresponds to the amount of the entire submission that is suspected of being unoriginal content. To view the details of the report click on the color next to the percentage.

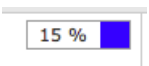

A new window will open, taking you to Turnitin, with a report of original and unoriginal content.

Turnitin Guides

- About Turnitin Orginality Check
- Guide to Viewing Originality Reports